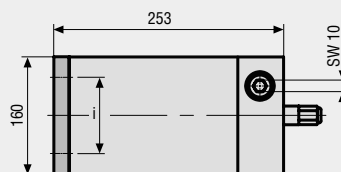
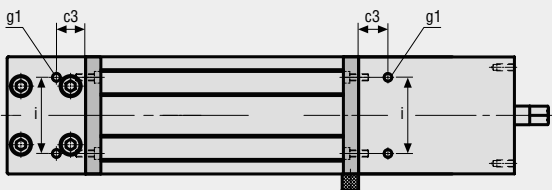
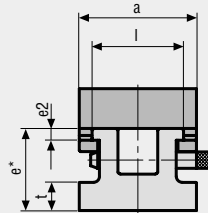
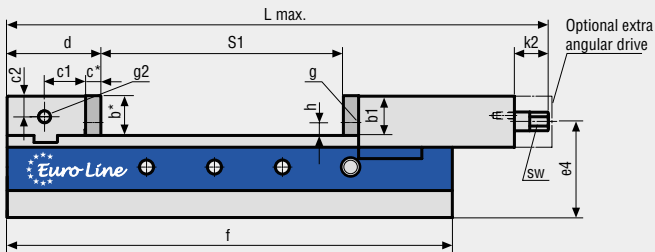


EL Hydraulic machine vice, mechanical-hydraulic

The completely revised power transmission system requires minimum effort on the crank handle. An angular drive (optional extra) makes actuation easier, e.g. in the case of longitudinal clamping on the machine table. The optional selection of clamping force enables the force to be applied in 6 stages.

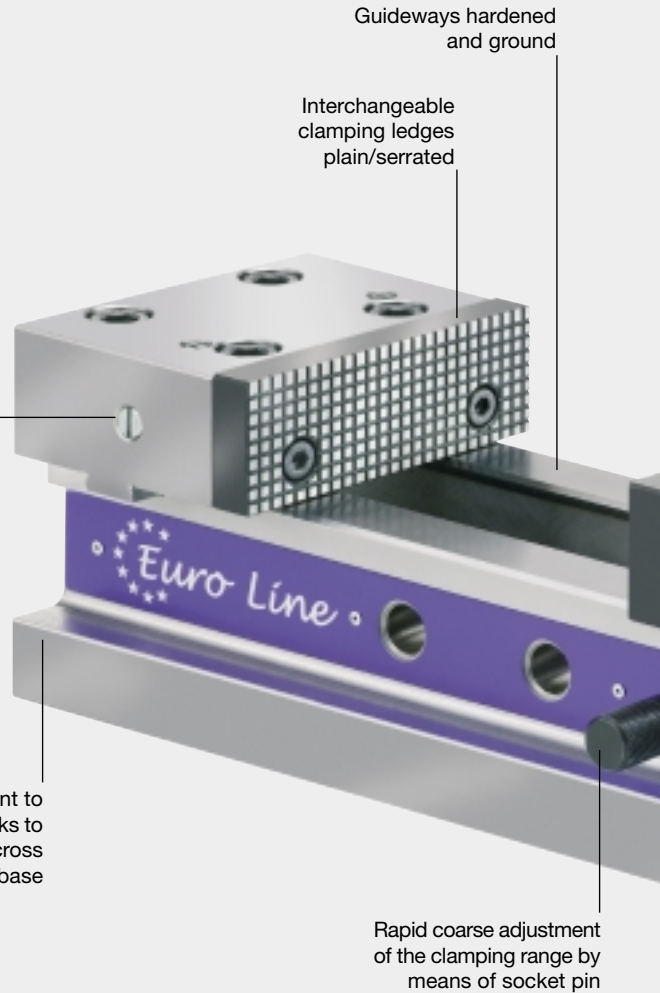


For tool making, mould making, construction of jigs and fixtures and production




*Tolerance $\pm 0,01$ mm

Part no. 9.3024.1313
with integral angular drive



Scope of supply:
Standard reversible jaws plain/serrated,
crank handle, operating manual

EuroLine
Not for use with a spherical base



Recommended accessories:



Angular drive and selection of clamping force, 6 stages (optional extra)

Type	Part no.	Jaw width a mm	Clamping force kN	Effort on the crank handle/crank radius		Clamping width S1 mm	Overall length L max. mm	Weight kg	Dimension	
				N	mm				b mm	b1 mm
EL100	9.3022.1113	100	25	50	80	205	464	18,5	34	33,5
EL125	9.3023.1113	125	40	75	100	225	526	31,5	45	44
EL160	9.3024.1113	160	50	95	125	309	684	58,5	54	53
EL160L	9.3024.1313	160	50	95	125	509	884	75	54	53

Type	Dimensions in mm																	
	c	c1	c2	c3	d	e	e2	e4	f	g	g1	g2	h	i	k2	l	t	sw
EL100	13	35	17,5	25	80	70	10	92	380	M6 x 8	M8 x 12	M12 x 18	11	65	30	78g6	24	14
EL125	15	36	23	30	100	82	13	98	430	M8 x 10	M10 x 13	M12 x 18	14	80	35	98g6	27	17
EL160	18	50	27	45	120	95	15	115	550	M10 x 11	M12 x 16	M20 x 27	17	100	43	125g6	27	19
EL160L	18	50	27	45	120	95	15	115	750	M10 x 11	M12 x 16	M20 x 27	17	100	43	125g6	27	19



Jaws and accessories see pages 23 - 27.